

Pdf downloaded from www.midicities.com

4

T. Sax.

El. B.

Guit.

Guit.

El. Guit.

El. Guit.

D. Set

D. Set

Perc. Syn.

Hi-hat

Hi-hat

Thu.

Tamb.

7

T. Sax.

El. B.

Guit.

Guit.

El. Guit.

El. Guit.

D. Set

D. Set

Perc. Syn.

Hi-hat

Hi-hat

Thu.

Tamb.

9

The musical score is arranged in 12 staves. The first staff, T. Sax., is in treble clef with a key signature of one flat and contains whole rests for measures 9 and 10. The second staff, El. B., is in bass clef with a key signature of one flat and contains a half note G2 in measure 9 and a half note A2 in measure 10. The third staff, Guit., is in treble clef with a key signature of one flat and contains a complex melodic line with eighth and sixteenth notes, including triplets and slurs. The fourth staff, Guit., is in treble clef with a key signature of one flat and contains a melodic line with eighth and sixteenth notes. The fifth staff, El. Guit., is in treble clef with a key signature of one flat and contains a melodic line with eighth and sixteenth notes. The sixth staff, El. Guit., is in treble clef with a key signature of one flat and contains whole rests for measures 9 and 10. The seventh staff, D. Set, is in percussion clef and contains whole rests for measures 9 and 10. The eighth staff, D. Set, is in percussion clef and contains a rhythmic pattern of eighth and sixteenth notes. The ninth staff, Perc. Syn., is in percussion clef and contains a rhythmic pattern of eighth and sixteenth notes. The tenth staff, Hi-hat, is in percussion clef and contains a rhythmic pattern of eighth and sixteenth notes. The eleventh staff, Hi-hat, is in percussion clef and contains whole rests for measures 9 and 10. The twelfth staff, Thu., is in percussion clef and contains whole rests for measures 9 and 10. The thirteenth staff, Tamb., is in percussion clef and contains whole rests for measures 9 and 10.

T. Sax.

El. B.

Guit.

Guit.

El. Guit.

El. Guit.

D. Set

D. Set

Perc. Syn.

Hi-hat

Hi-hat

Thu.

Tamb.

11

T. Sax. out What're you yell ing for? Lay back It's all been done be fore

El. B.

Guit.

Guit.

El. Guit.

El. Guit.

D. Set

D. Set

Perc. Syn.

Hi-hat

Hi-hat

Thu.

Tamb.

11

12

13

T. Sax.

El. B.

Guit.

Guit.

El. Guit.

El. Guit.

D. Set

D. Set

Perc. Syn.

Hi-hat

Hi-hat

Thu.

Tamb.

And if you could on ly let it be, you will se e

15

T. Sax. I like you the way you are When we're driv ing in your car

El. B.

Guit.

Guit.

El. Guit.

El. Guit.

D. Set

D. Set

Perc. Syn.

Hi-hat

Hi-hat

Thu.

Tamb.

17

T. Sax. and you're talk ing to me one on one but you've be co me

El. B.

Guit.

Guit.

El. Guit.

El. Guit.

D. Set

D. Set

Perc. Syn.

Hi-hat

Hi-hat

Thu.

Tamb.

The musical score for page 8, measures 17-18, is presented below. The score is written for a variety of instruments, including T. Sax., El. B., Guit., El. Guit., D. Set, Perc. Syn., Hi-hat, Thu., and Tamb. The lyrics are 'and you're talk ing to me one on one but you've be co me'.

The T. Sax. part features a melodic line with lyrics. The El. B. part has a single note in measure 17 and a whole note in measure 18. The Guit. part has a complex, fast-moving line with many beamed notes and rests. The El. Guit. part has a single note in measure 17 and a whole note in measure 18. The D. Set part has a single note in measure 17 and a whole note in measure 18. The Perc. Syn. part has a single note in measure 17 and a whole note in measure 18. The Hi-hat part has a series of eighth notes in measure 17 and a whole note in measure 18. The Thu. part has a single note in measure 17 and a whole note in measure 18. The Tamb. part has a single note in measure 17 and a whole note in measure 18.

19

T. Sax. T. Sax.

El. B.

Guit.

Guit.

El. Guit.

El. Guit.

D. Set

D. Set

Perc. Syn.

Hi-hat

Hi-hat

Thu.

Tamb.

20

T. Sax. watch ing your back like you can't re lax You

El. B.

Guit.

Guit.

El. Guit.

El. Guit.

D. Set

D. Set

Perc. Syn.

Hi-hat

Hi-hat

Thu.

Tamb.

The musical score for page 10, measures 20-21, is written for a band. The T. Sax. part has the lyrics 'watch ing your back like you can't re lax You'. The El. B. part has a single note on the first staff and a whole note on the second staff. The Guit. part has a series of chords and single notes. The El. Guit. part has a series of chords and single notes. The D. Set part has a series of chords and single notes. The Perc. Syn. part has a series of chords and single notes. The Hi-hat part has a series of 'x' marks indicating hits. The Thu. part has a series of chords and single notes. The Tamb. part has a series of chords and single notes.

21

T. Sax. try to be cool You look like a fool 5 to m

El. B.

Guit.

Guit.

El. Guit.

El. Guit.

D. Set

D. Set

Perc. Syn.

Hi-hat

Hi-hat

Thu.

Tamb.

22

T. Sax. e Tell me

El. B.

Guit.

Guit.

El. Guit.

El. Guit.

D. Set

D. Set

Perc. Syn.

Hi-hat


Hi-hat

Thu.

Tamb.

The musical score for page 12, measures 22-23, features a variety of instruments. The T. Sax. part has lyrics 'e Tell me'. The El. B. part is a simple bass line. The Guit. part has a simple chordal accompaniment. The El. Guit. part has a complex melodic line with many beamed notes. The D. Set, Perc. Syn., Hi-hat, Thu., and Tamb. parts have a consistent rhythmic pattern of eighth notes.

23

T. Sax. 

El. B. 


Guit. 

Guit. 

El. Guit. 

El. Guit. 

D. Set 


D. Set 

Perc. Syn. 

Hi-hat 

Hi-hat 

Thu. 

Tamb. 

24

T. Sax. ted? I see the way you

El. B.

Guit.

Guit.

El. Guit.

El. Guit.

D. Set

D. Set

Perc. Syn.

Hi-hat

Hi-hat

Thu.

Tamb.


25

T. Sax. 
act like you're some bod y else get ting me frus trat

El. B. 

Guit. 

Guit. 

El. Guit. 


El. Guit. 

D. Set 

D. Set 

Perc. Syn. 

Hi-hat 

Hi-hat 

Thu. 

Tamb. 

26

T. Sax. ed And life's like this you

El. B.

Guit.

Guit.

El. Guit.

El. Guit.

D. Set

D. Set

Perc. Syn.


Hi-hat

Hi-hat

Thu.


Tamb.


27


T. Sax. 

And you fall and you crawl and you break and you take

El. B. 

Guit. 

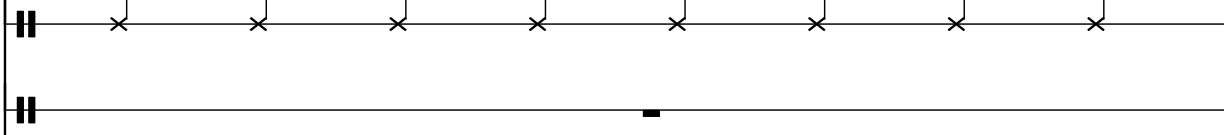
Guit. 


El. Guit. 

El. Guit. 


D. Set 

D. Set 

Perc. Syn. 

Hi-hat 

Hi-hat 

Thu. 


Tamb. 

28


T. Sax.  what you get and you turn it in to

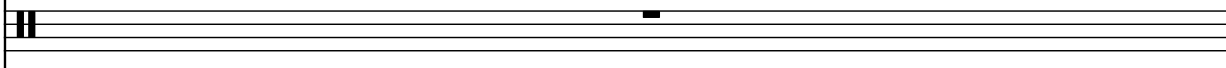
El. B. 

Guit. 

Guit. 

El. Guit. 


El. Guit. 


D. Set 

D. Set 

Perc. Syn. 

Hi-hat 

Hi-hat 

Thu. 

Tamb. 


29

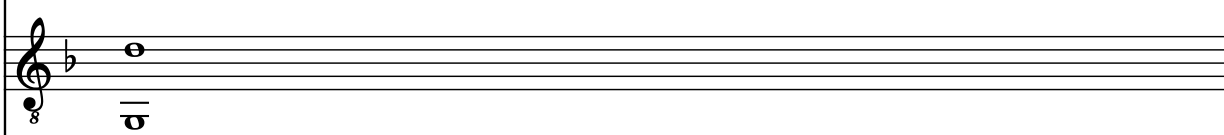
T. Sax. 

El. B. 

Guit. 

Guit. 

El. Guit. 

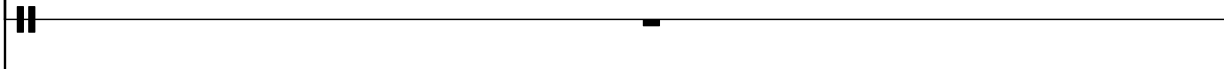
El. Guit. 

D. Set 


D. Set 

Perc. Syn. 

Hi-hat 

Hi-hat 

Thu. 

Tamb. 

30

T. Sax. it No no no

El. B.

Guit.

Guit.

El. Guit.

El. Guit.

D. Set

D. Set

Perc. Syn.

Hi-hat

Hi-hat

Thu.

Tamb.

32

T. Sax. And you come o ver un an nounced

El. B.

Guit.

Guit.

El. Guit.

El. Guit.

D. Set

D. Set

Perc. Syn.

Hi-hat


Hi-hat


Thu.


Tamb.

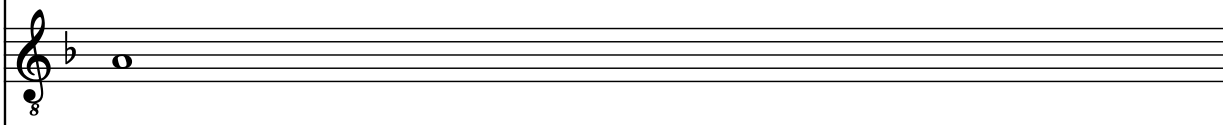
Detailed description of the musical score: The score is for measures 32-35. The T. Sax. part has a melody with lyrics 'And you come o ver un an nounced'. The El. B. part has a bass line. The Guit. part has a lead line with bends. The El. Guit. part has a rhythm line. The D. Set part has a drum line. The Perc. Syn. part has a synthesizer line. The Hi-hat part has a hi-hat line. The Thu. part has a tom line. The Tamb. part has a tambourine line.

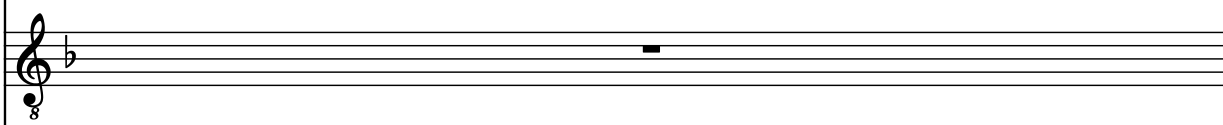
33

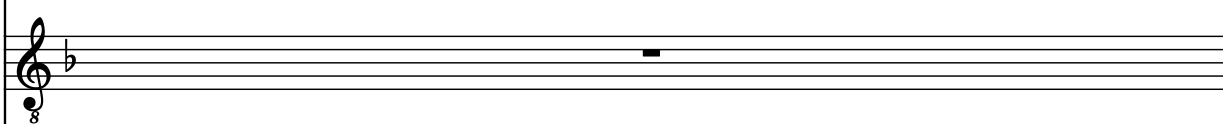
T. Sax. 
Dressed up like you're some thing else

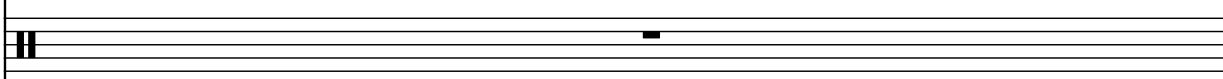
El. B. 


Guit. 


Guit. 


El. Guit. 


El. Guit. 


D. Set 


D. Set 

Perc. Syn. 

Hi-hat 

Hi-hat 

Thu. 

Tamb. 

34

T. Sax.

Where you are and where it's

El. B.

Guit.

Guit.

El. Guit.

El. Guit.

D. Set

D. Set

Perc. Syn.

Hi-hat

Hi-hat

Thu.

Tamb.

35

T. Sax. at, you see you're mak ing m e

El. B.

Guit.

Guit.

El. Guit.

El. Guit.

D. Set

D. Set

Perc. Syn.

Hi-hat


Hi-hat


Thu.


Tamb.

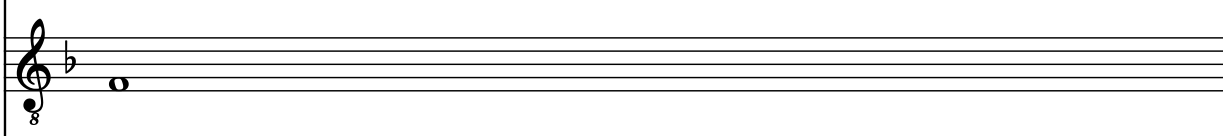
Detailed description of the musical score: The score is for a 12-lead band. The key signature has one flat (Bb). The time signature is 4/4. Measure 35 starts with a treble clef and a key signature of one flat. The T. Sax. part has a melodic line with lyrics 'at, you see you're making me'. The El. B. part has a bass line. The Guit. part has a lead line with a double bar line. The El. Guit. part has a bass line. The D. Set part has a bass line. The Perc. Syn. part has a bass line. The Hi-hat part has a rhythmic pattern. The Thu. part has a bass line. The Tamb. part has a bass line. Measure 36 continues the melodic line for T. Sax. and the bass line for El. B. The Guit. part has a lead line with a double bar line. The El. Guit. part has a bass line. The D. Set part has a bass line. The Perc. Syn. part has a bass line. The Hi-hat part has a rhythmic pattern. The Thu. part has a bass line. The Tamb. part has a bass line.

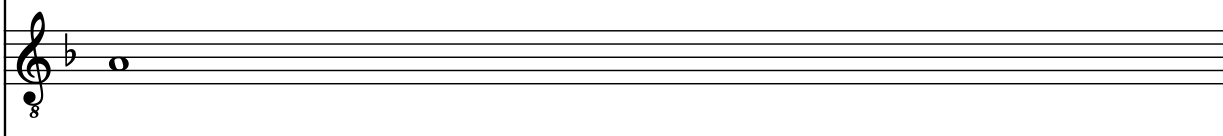
36

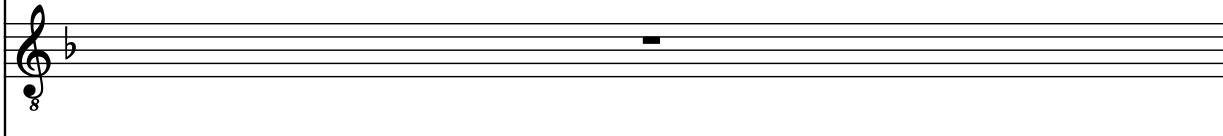
T. Sax.  laugh out when you strike your pose,

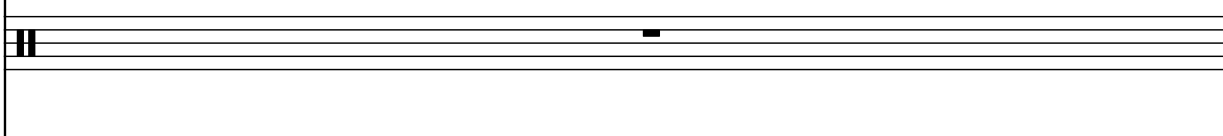
El. B. 


Guit. 

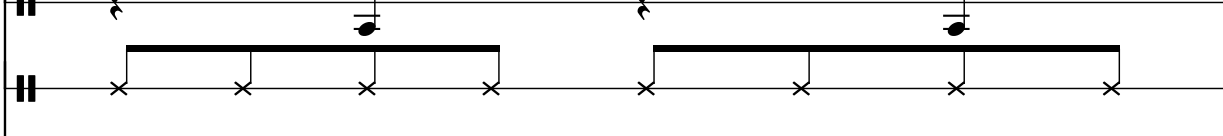
Guit. 

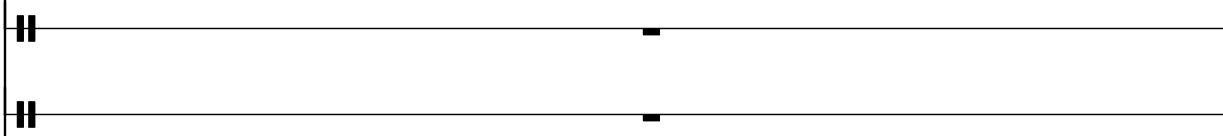
El. Guit. 


El. Guit. 


D. Set 


D. Set 

Perc. Syn. 

Hi-hat 

Hi-hat 

Thu. 

Tamb. 

37

T. Sax. take off all your prep py clothes You know you're not fool ing

El. B.

Guit.

Guit.

El. Guit.

El. Guit.

D. Set

D. Set

Perc. Syn.

Hi-hat

Hi-hat

Thu.

Tamb.

39

T. Sax. an y one when you be co me

El. B.

Guit.

Guit.

El. Guit.

El. Guit.

D. Set

D. Set

Perc. Syn.

Hi-hat


Hi-hat

Thu.


Tamb.


The musical score for page 27, starting at measure 39, is arranged in a multi-staff format. The top staff is for T. Sax. (Tenor Saxophone) in G major, with lyrics 'an y one when you be co me'. The second staff is for El. B. (Electric Bass) in G major. The third staff is for Guit. (Guitar) in G major, featuring a lead line with a solo. The fourth staff is for Guit. (Guitar) in G major, featuring a sustained note. The fifth staff is for El. Guit. (Electric Guitar) in G major, featuring a sustained note. The sixth staff is for El. Guit. (Electric Guitar) in G major, featuring a sustained note. The seventh staff is for D. Set (Drum Set) in G major, featuring a sustained note. The eighth staff is for D. Set (Drum Set) in G major, featuring a rhythmic pattern. The ninth staff is for Perc. Syn. (Percussion Synthesizer) in G major, featuring a rhythmic pattern. The tenth staff is for Hi-hat in G major, featuring a rhythmic pattern. The eleventh staff is for Hi-hat in G major, featuring a rhythmic pattern. The twelfth staff is for Thu. (Tom) in G major, featuring a sustained note. The thirteenth staff is for Tamb. (Tambourine) in G major, featuring a sustained note.

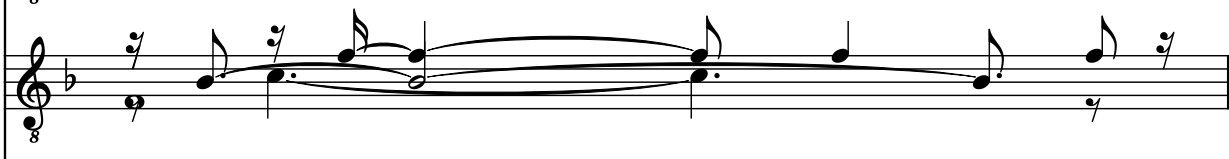
40

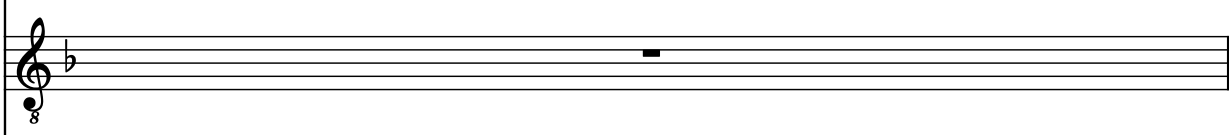
T. Sax. 
Some bod y else 'round eve ry one else You're

El. B. 


Guit. 

Guit. 

El. Guit. 

El. Guit. 

D. Set 

D. Set 

Perc. Syn. 

Hi-hat 

Hi-hat 

Thu. 

Tamb. 

41

T. Sax. watch ing your back like you can't re lax You

El. B.

Guit.

Guit.

El. Guit.

El. Guit.

D. Set

D. Set

Perc. Syn.

Hi-hat

Hi-hat

Thu.

Tamb.

42

T. Sax. try to be cool You look like a fool 5 to m

El. B.

Guit.

Guit.

El. Guit.

El. Guit.

D. Set

D. Set

Perc. Syn.

Hi-hat

Hi-hat

Thu.

Tamb.

The musical score for page 30, measures 42-43, is presented in a multi-staff format. The top staff is for T. Sax. (Tenor Saxophone) in G major, with a key signature of one flat (Bb). The melody is written in treble clef and includes the lyrics 'try to be cool You look like a fool 5 to m'. The second staff is for El. B. (Electric Bass) in G major, with a key signature of one flat (Bb), written in bass clef. The third and fourth staves are for Guit. (Guitar) in G major, with a key signature of one flat (Bb), written in treble clef. The fifth staff is for El. Guit. (Electric Guitar) in G major, with a key signature of one flat (Bb), written in treble clef. The sixth staff is for El. Guit. (Electric Guitar) in G major, with a key signature of one flat (Bb), written in treble clef. The seventh and eighth staves are for D. Set (Drum Set) in G major, with a key signature of one flat (Bb), written in treble clef. The ninth staff is for Perc. Syn. (Percussion Synthesizer) in G major, with a key signature of one flat (Bb), written in treble clef. The tenth staff is for Hi-hat in G major, with a key signature of one flat (Bb), written in treble clef. The eleventh staff is for Hi-hat in G major, with a key signature of one flat (Bb), written in treble clef. The twelfth staff is for Thu. (Tom-tom) in G major, with a key signature of one flat (Bb), written in treble clef. The thirteenth staff is for Tamb. (Tambourine) in G major, with a key signature of one flat (Bb), written in treble clef.

43

T. Sax. e Tell me

El. B.

Guit.

Guit.

El. Guit.

El. Guit.

D. Set

D. Set

Perc. Syn.

Hi-hat


Hi-hat

Thu.

Tamb.

The musical score for page 31, measures 43-44, features a variety of instruments. The T. Sax. part begins with a melodic line in measure 43, followed by a rest in measure 44. The El. B. part is a simple bass line. The Guit. part has a complex melodic line with many beamed notes. The El. Guit. part has a complex melodic line with many beamed notes. The D. Set part has a simple rhythmic pattern. The Perc. Syn. part has a simple rhythmic pattern. The Hi-hat part has a simple rhythmic pattern. The Thu. part has a simple rhythmic pattern. The Tamb. part has a simple rhythmic pattern.

44

T. Sax. 

El. B. 

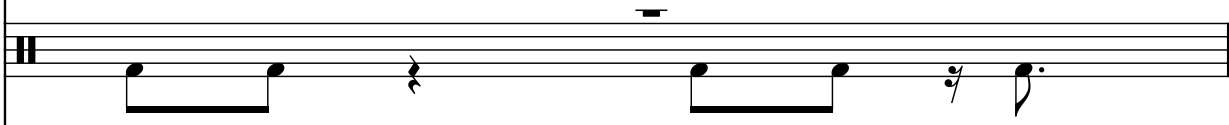
Guit. 

Guit. 

El. Guit. 

El. Guit. 

D. Set 

D. Set 

Perc. Syn. 

Hi-hat 

Hi-hat 

Thu. 

Tamb. 

45

T. Sax. ted? I see the way you

El. B.

Guit.

Guit.

El. Guit.

El. Guit.

D. Set

D. Set

Perc. Syn.


Hi-hat


Hi-hat


Thu.


Tamb.


46


T. Sax. 
act like you're some bod y else get ting me frus trat


El. B. 


Guit. 


Guit. 


El. Guit. 


El. Guit. 


D. Set 


D. Set 

Perc. Syn. 

Hi-hat 

Hi-hat 

Thu. 

Tamb. 

47

T. Sax. ed And life's like this you

El. B.

Guit.

Guit.

El. Guit.

El. Guit.

D. Set

D. Set

Perc. Syn.

Hi-hat

Hi-hat

Thu.

Tamb.

48

T. Sax.

El. B.

Guit.

Guit.

El. Guit.

El. Guit.

D. Set

D. Set

Perc. Syn.

Hi-hat


Hi-hat


Thu.

Tamb.


And you fall and you crawl and you break and you take


49


T. Sax.  what you get and you turn it in to

El. B. 


Guit. 


Guit. 


El. Guit. 


El. Guit. 

D. Set 


D. Set 

Perc. Syn. 


Hi-hat 

Hi-hat 

Thu. 


Tamb. 

50

T. Sax. 

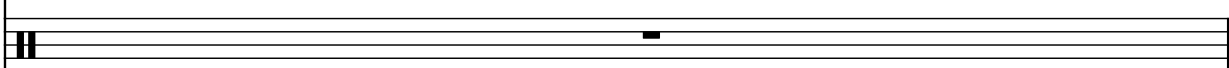
El. B. 


Guit. 


Guit. 


El. Guit. 

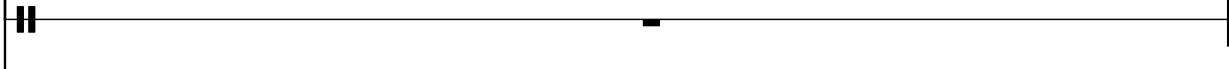
El. Guit. 

D. Set 

D. Set 

Perc. Syn. 

Hi-hat 

Hi-hat 

Thu. 

Tamb. 

51

T. Sax.

El. B.

Guit.

Guit.

El. Guit.

El. Guit.

D. Set

D. Set

Perc. Syn.

Hi-hat

Hi-hat

Thu.

Tamb.

it No no no No no

53

T. Sax. 
no No no no No no

El. B. 

Guit. 

Guit. 

El. Guit. 

El. Guit. 

D. Set 

D. Set 

Perc. Syn. 

Hi-hat 

Hi-hat 

Thu. 

Tamb. 

55

T. Sax. no Chill out What're you yell ing for?

El. B.

Guit.

Guit.

El. Guit.

El. Guit.

D. Set

D. Set

Perc. Syn.

Hi-hat


Hi-hat

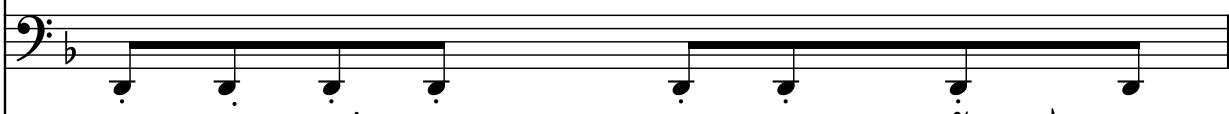
Thu.


Tamb.


The musical score for page 41, measures 55-56, is written for a band. The T. Sax. part has lyrics: 'no', 'Chill out', and 'What're you yell ing for?'. The El. B. part has a melodic line. The Guit. part has a complex rhythmic pattern. The El. Guit. part has a simple melodic line. The D. Set part has a simple rhythmic pattern. The Perc. Syn. part has a simple rhythmic pattern. The Hi-hat part has a simple rhythmic pattern. The Thu. part has a simple rhythmic pattern. The Tamb. part has a simple rhythmic pattern.


57

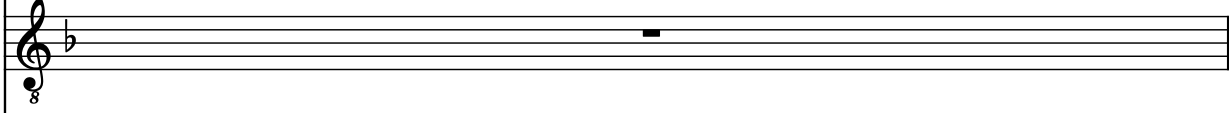
T. Sax.  Lay back, it's all been done be fore

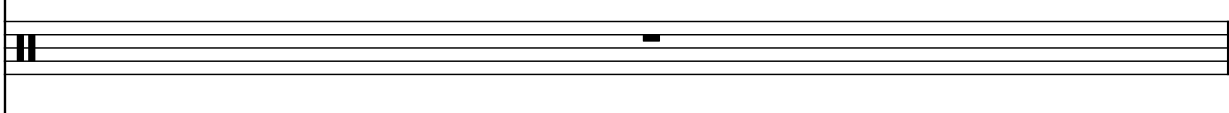
El. B. 

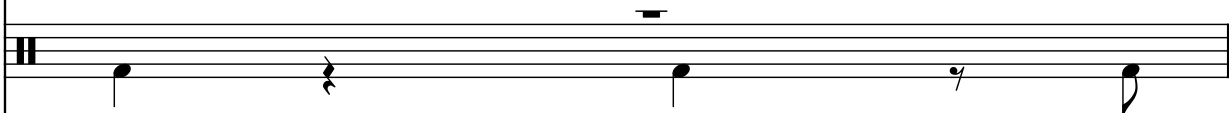
Guit. 


Guit. 

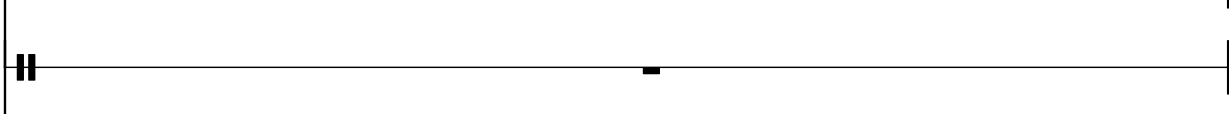
El. Guit. 

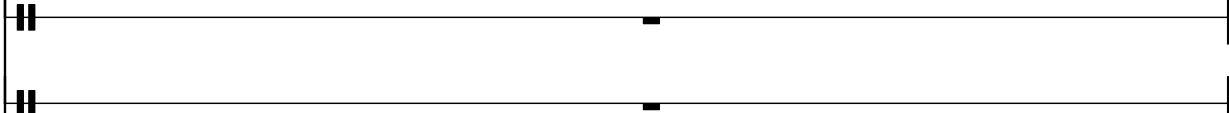
El. Guit. 


D. Set 


D. Set 

Perc. Syn. 

Hi-hat 

Hi-hat 

Thu. 

Tamb. 

58

T. Sax. And if you could on ly let it be, you will se e

El. B.

Guit.

Guit.

El. Guit.

El. Guit.

D. Set

D. Set

Perc. Syn.

Hi-hat

Hi-hat

Thu.

Tamb.

60

T. Sax. T. Sax.

El. B.

Guit.

Guit.

El. Guit.

El. Guit.

D. Set

D. Set

Perc. Syn.

Hi-hat

Hi-hat

Thu.

Tamb.

61

T. Sax. watch ing your back like you can't re lax You

El. B.

Guit.

Guit.

El. Guit.

El. Guit.

D. Set

D. Set

Perc. Syn.

Hi-hat

Hi-hat

Thu.

Tamb.

62

T. Sax. try to be cool You look like a fool 5 to m

El. B.

Guit.

Guit.

El. Guit.

El. Guit.

D. Set

D. Set

Perc. Syn.

Hi-hat

Hi-hat

Thu.

Tamb.

Detailed description of the musical score: The score is for a 12-measure phrase, with measures 62 and 63 shown. The key signature is one flat (Bb). The T. Sax. part has a melodic line with lyrics: 'try to be cool You look like a fool 5 to m'. The El. B. part has a bass line. The Guit. and El. Guit. parts have complex rhythmic and melodic lines. The D. Set, Perc. Syn., Hi-hat, Thu., and Tamb. parts have various percussive and harmonic elements.

63

T. Sax. e Te³ ll me

El. B.

Guit.

Guit.

El. Guit.

El. Guit.

D. Set

D. Set

Perc. Syn.

Hi-hat

Hi-hat

Thu.

Tamb.

63

T. Sax. e Te³ ll me

El. B.

Guit.

Guit.

El. Guit.

El. Guit.

D. Set

D. Set

Perc. Syn.

Hi-hat

Hi-hat

Thu.

Tamb.

64

T. Sax. 


El. B. 


Guit. 


Guit. 

El. Guit. 


El. Guit. 


D. Set 

D. Set 

Perc. Syn. 

Hi-hat 

Hi-hat 

Thu. 

Tamb. 

65

T. Sax. ted? I see the way you

El. B.

Guit.

Guit.

El. Guit.

El. Guit.

D. Set

D. Set

Perc. Syn.

Hi-hat


Hi-hat


Thu.

Tamb.


66


T. Sax.  act like you're some bod y else get ting me frus trat


El. B. 


Guit. 


Guit. 


El. Guit. 


El. Guit. 


D. Set 


D. Set 

Perc. Syn. 

Hi-hat 

Hi-hat 

Thu. 

Tamb. 

67

T. Sax. ed And life is like this you

El. B.

Guit.

Guit.

El. Guit.

El. Guit.

D. Set

D. Set

Perc. Syn.

Hi-hat

Hi-hat

Thu.

Tamb.

68

T. Sax.

El. B.

Guit.

Guit.

El. Guit.

El. Guit.

D. Set

D. Set

Perc. Syn.

Hi-hat


Hi-hat


Thu.


Tamb.


And you fall and you crawl and you break and you take


69

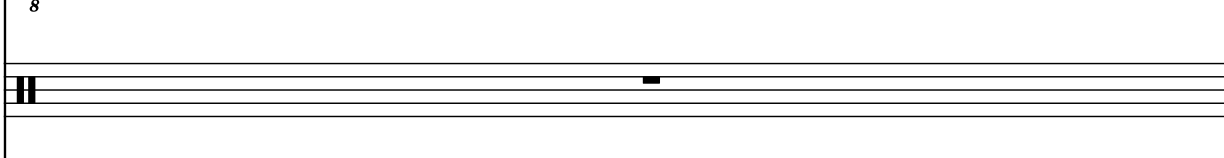
T. Sax.  what you get and you turn it in to


El. B. 

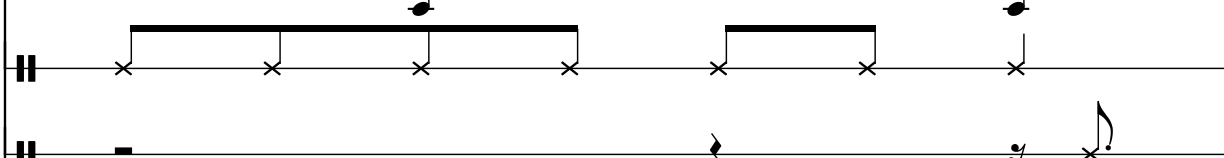
Guit. 

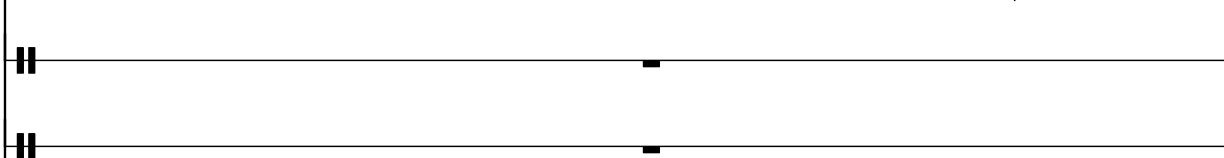
Guit. 


El. Guit. 


El. Guit. 


D. Set 


D. Set 

Perc. Syn. 

Hi-hat 

Hi-hat 

Thu. 

Tamb. 

70

T. Sax. 

El. B. 

Guit. 


Guit. 


El. Guit. 


El. Guit. 

D. Set 

D. Set 

Perc. Syn. 


Hi-hat 


Hi-hat 


Thu. 


Tamb. 


71

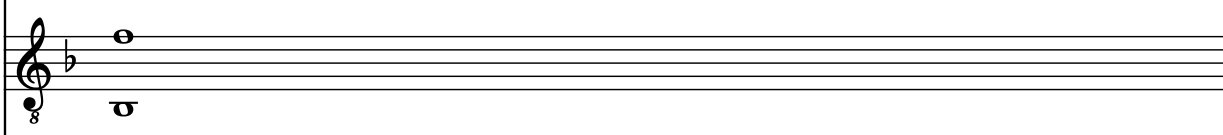
T. Sax. 
it No No

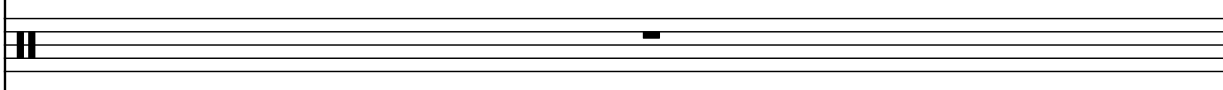
El. B. 


Guit. 


Guit. 


El. Guit. 

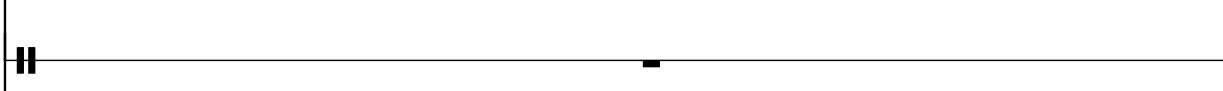
El. Guit. 


D. Set 


D. Set 

Perc. Syn. 

Hi-hat 


Hi-hat 

Thu. 


Tamb. 

72


T. Sax. 

El. B. 

Guit. 


Guit. 


El. Guit. 

El. Guit. 


D. Set 


D. Set 

Perc. Syn. 

Hi-hat 

Hi-hat 

Thu. 

Tamb. 

73

T. Sax. 3

ted, yeah? I see the way you

El. B.

Guit. 8

Guit. 8

El. Guit. 8

El. Guit. 8

D. Set

D. Set

Perc. Syn.

Hi-hat

Hi-hat

Thu.

Tamb.

Detailed description: This is a musical score for a 12-piece band. The score is for measures 73 through 76. The instruments and their parts are: T. Sax. (Tenor Saxophone) with lyrics 'ted, yeah? I see the way you'; El. B. (Electric Bass); two Guit. (Guitar) parts; two El. Guit. (Electric Guitar) parts; two D. Set (Drum Set) parts; Perc. Syn. (Percussion Synthesizer); two Hi-hat parts; Thu. (Tubular Bell); and Tamb. (Tambourine). The key signature has one flat (B-flat). The time signature is 4/4. In measure 73, the T. Sax. part has a triplet of eighth notes. The lyrics are: 'ted, yeah? I see the way you'. The score ends with a double bar line at the end of measure 76.

74

T. Sax.  act like you're some bod y else get ting me frus trat


El. B. 

Guit. 

Guit. 


El. Guit. 

El. Guit. 

D. Set 

D. Set 

Perc. Syn. 

Hi-hat 

Hi-hat 

Thu. 

Tamb. 

75

T. Sax. ed And life's like this you

El. B.

Guit.

Guit.

El. Guit.

El. Guit.

D. Set

D. Set

Perc. Syn.

Hi-hat

Hi-hat

Thu.

Tamb.

76

T. Sax.

El. B.

Guit.

Guit.

El. Guit.

El. Guit.

D. Set

D. Set

Perc. Syn.

Hi-hat

Hi-hat

Thu.

Tamb.

And you fall and you crawl and you break and you take

77

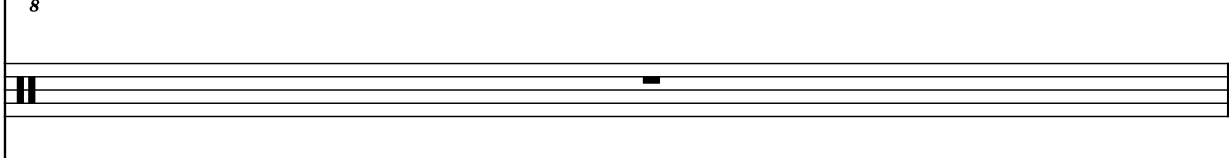
T. Sax.  what you get and you turn it in to

El. B. 

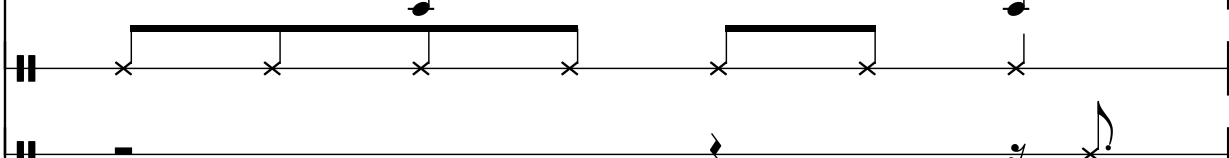
Guit. 

Guit. 

El. Guit. 

El. Guit. 

D. Set 

D. Set 

Perc. Syn. 

Hi-hat 

Hi-hat 

Thu. 

Tamb. 

78

T. Sax. hon es ty, Prom ise me I'm nev er gon na find you fake it No no

El. B.

Guit.

Guit.

El. Guit.

El. Guit.

D. Set

D. Set

Perc. Syn.

Hi-hat

Hi-hat

Thu.

Tamb.

The musical score for page 62, measures 78-80, is presented in a multi-staff format. The top staff is for T. Sax. (Tenor Saxophone) in treble clef, with lyrics 'hon es ty, Prom ise me I'm nev er gon na find you fake it No no'. The second staff is for El. B. (Electric Bass) in bass clef. The third and fourth staves are for Guit. (Guitar) in treble clef, with a '8' indicating an octave. The fifth staff is for El. Guit. (Electric Guitar) in treble clef, with a '7' indicating an octave. The sixth staff is for El. Guit. (Electric Guitar) in treble clef, with a '5' indicating an octave. The seventh and eighth staves are for D. Set (Drum Set) in a simplified notation. The ninth staff is for Perc. Syn. (Percussion Synthesizer) in a simplified notation. The tenth and eleventh staves are for Hi-hat in a simplified notation. The twelfth staff is for Thu. (Tom) in a simplified notation. The thirteenth staff is for Tamb. (Tambourine) in a simplified notation. The score is in 4/4 time and features a variety of musical notations including eighth notes, quarter notes, and rests.

80 $\text{♩} = 64$ $\text{♩} = 61$ $\text{♩} = 55$ $\text{♩} = 52$ 63

T. Sax. no

El. B.

Guit.

Guit.

El. Guit.

El. Guit.

D. Set

D. Set

Perc. Syn.

Hi-hat

Hi-hat

Thu.

Tamb.